



## **Summary Feedback**

### **ST1 – ST4 Teaching Programme 2025**

#### **FRCR 2B Practice Viva (Session 116)**

#### **DKT Masterclass: Special Paediatric Session**

#### **Suspected Physical Abuse in Babies - The Role of Radiologist (Part A)**

#### **Paediatrics for FRCR - Suspected Physical Abuse and Beyond! (Part B)**

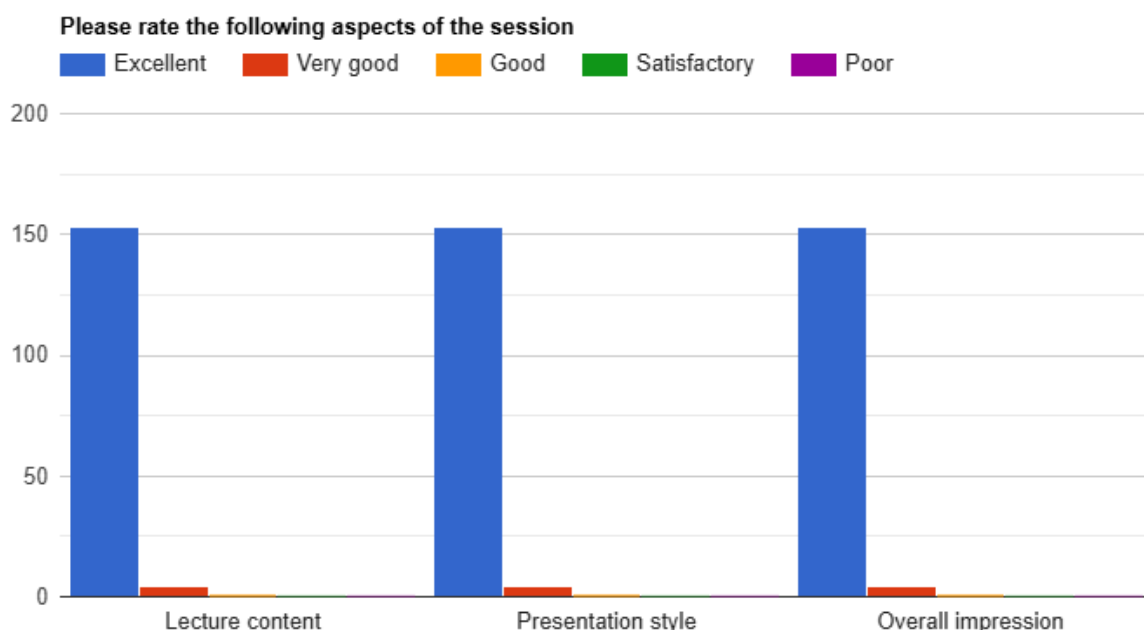
**(28<sup>th</sup> August 2025)**

**Delivered By:**

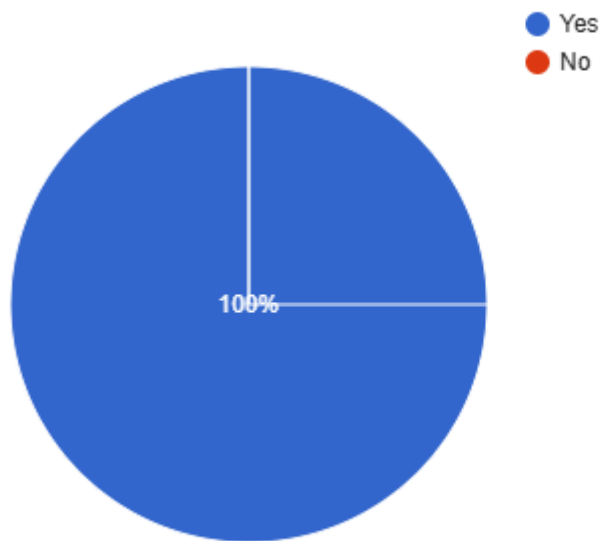
**(Dr. Katharine Halliday & Dr. Mehvish Zahra Alavi)**

#### **Summary Points:**

- ST1-ST4 teaching programme 2025 – FRCR 2B Practice Viva Session 116: 2 hours teaching time
- Total Attendees: 395 from 39 Countries (Algeria, Australia, Austria, Bahrain, Bangladesh, Canada, Dominica, Egypt, Ethiopia, Ghana, India, Indonesia, Iran, Iraq, Ireland, Jordan, Kenya, Kuwait, Libya, Malaysia, Maldives, Malta, Namibia, Nigeria, Norway, Oman, Pakistan, Qatar, Saudi Arabia, South Africa, Sri Lanka, Sudan, Thailand, Türkiye, UAE, Uganda, UK, Yemen, Zimbabwe).
- Total feedback received from 158 participants



**Did you find it useful**  
**158 responses**



### Testimonials

- One of the best teaching. The lecturers explained a subject that we all know very little about because it's not something that we deal with every day. I learned so much from the cases. (UK).
- The president of RCR graced us; we were very delighted to be in her presence. The fractures in children's imaging after 10 days in the case of fractures in children and cortical vein thrombus in accidental head injury were very useful (Uganda).
- Today's session will no doubt impact my approach to pediatric cases and improve my practice, especially in the aspect of SPA (Nigeria).
- Please invite Dr Katherine for more sections in Pediatric Radiology; she is an expert and very knowledgeable (Sudan).
- SPA brilliantly explained by Dr Katharine Halliday. Thank you Dr Katharine ,Dr Mehvish and ofcourse Dr Khan! (Pakistan).
- I would say that I enjoyed all aspects session.It was so good listening to the RCR president's insightful teachings (Nigeria).
- Dr. Katherine was the most valuable part of the session (Egypt).
- Very good presentation of SPA with just the right amount of text and a lot of images. Excellent explanations. Interesting cases and facts (UK).
- I learnt a lot from this lecture which sheds light on the important radiological aspects of suspected physical abuse and what not to miss (Saudi Arabia).
- The presence and lecture of Prof Katherine are highly appreciated (Nigeria).

- Excellent session by Dr Katherine Halliday. Nice cases and tips to report SPA. Nice cases shown by Dr Mehvish (Pakistan).
- Sensitive topic that was well tackled. I have been sensitised to the guidelines (Zimbabwe).
- Informative session and well-chosen cases. It will be interesting to see the rediffusion of this amazing session. There was a lot to take in, and we learned a lot. (Algeria).
- Real-time feedback after the candidate hotseat viva and a variety of cases in both parts was very useful (Kenya).
- The vivas and case studies and appreciating the candidates and their approaches were useful (Zimbabwe).
- Innovation of bringing the president of RCR was most useful and inspiring (India).
- An orientation lecture before the one-to-one viva session was useful (UK).
- Extraordinary as usual (Sudan).
- One of the saddest yet most educational sessions (UK).
- Film of NAI was subtle and I learned from it. In future I need to focus on it (Thailand).
- Multiple key learning points for SPA, imaging findings specific and sensitive for SPA, and skeletal survey protocol were useful (UK).
- The first part with Dr Katharine Halliday was most useful part of this excellent session (Egypt).
- Very good session. The viva was very well put, and the teacher was calm and collected. Was giving constructive feedback (Algeria).
- Excellent lecture; it was a privilege to have a lecture from the RCR president (UK).
- Very informative session with detailed emphasis on the more practical aspects of diverse cases of suspected physical abuse & their management (India).
- Excellent lecture by Dr Katharine and excellent cases by Dr Mehvish. Thank you very much (UK).
- Fantastic session for one of the challenging parts of radiology, pediatrics (Kenya).
- Wonderful session, happy 150K celebration! Thank you Dr Khan for all your efforts and big heart! (UK).
- Well presented, very interesting presentation, thank you (Austria).
- Perfect, proud to be a part of the 150k lecture (Egypt).
- We want Dr Katherine once more ! (India).
- Very nice images of pediatric bone fractures in SPA (UAE).
- Excellent variety of cases. Amazing class (UAE).
- A very interesting guest (Austria).
- The pictures and the explanations were very useful (Austria).
- All clinical cases were very useful (Pakistan).
- Emphasis on key points was very useful (Saudi Arabia).
- Viva cases provided very good revision (Oman).
- Structural teaching was useful (South Africa).
- The type of illustration of child fracture was useful (UAE).
- SPA explained well (UK).
- Good cases (Maldives).
- The NAI lecture was very useful (India).
- All the aspects of the lecture were useful (UK).

- Excellent session (Kuwait).
- It's all useful (UAE).
- Special lecture! (India).
- Great lecture (Pakistan).
- Discussion of challenging cases and whether you can get fractures in other scenarios such as birth trauma and RTCs, etc., was useful (UK).
- Very informative lecture (UK).
- The speakers were most valuable (Bahrain).
- Wonderful lecture (UK).
- Lecture content was most useful (UK).
- Marvellous session (UK).
- Altogether it's really useful, as it's a rarer marginal but really important part of radiology (Austria).
- Follow-up process in suspected physical abuse was useful (Pakistan).
- Good cases of SPA with nice presentation (Pakistan).
- Top 20 All parts were useful, especially the session with Kath (UK).
- Thank you for the nice variety of cases (Egypt).
- Great lecture by both teachers (Pakistan).
- Excellent learning opportunity, especially for rare but important pediatric cases (UK).
- The cases and teaching were useful (Saudi Arabia).
- A practical approach to the cases was useful (Sri Lanka).
- Good cases (UK).
- The cases with Dr Katherine were useful (Egypt).
- The case presentation was useful (Nigeria).
- Everything is just on point (Pakistan).
- The cases and teaching points were excellent (UK).
- The lecture by the RCR president and explanation by the moderator were useful (UK).
- Very brilliant session with a variety of pediatrics cases (Egypt).
- Very good collection of cases (Pakistan).
- The cases were excellent (Ireland).
- It was perfect (UAE).
- All the aspects of the session (UK).
- The subject of the lecture was useful (Iraq).
- Good cases and teaching (UK).
- All of it was very useful & highly valuable (Egypt).
- Great cases (Libya).
- Very nice exam cases and teaching (Pakistan).
- Nice session (Saudi Arabia).
- Excellent session (Saudi Arabia).
- Nice cases (UK).
- Great cases (South Africa).
- Paeds SPA was extremely relevant to the exam, and I realized , real life cases as well (Pakistan).

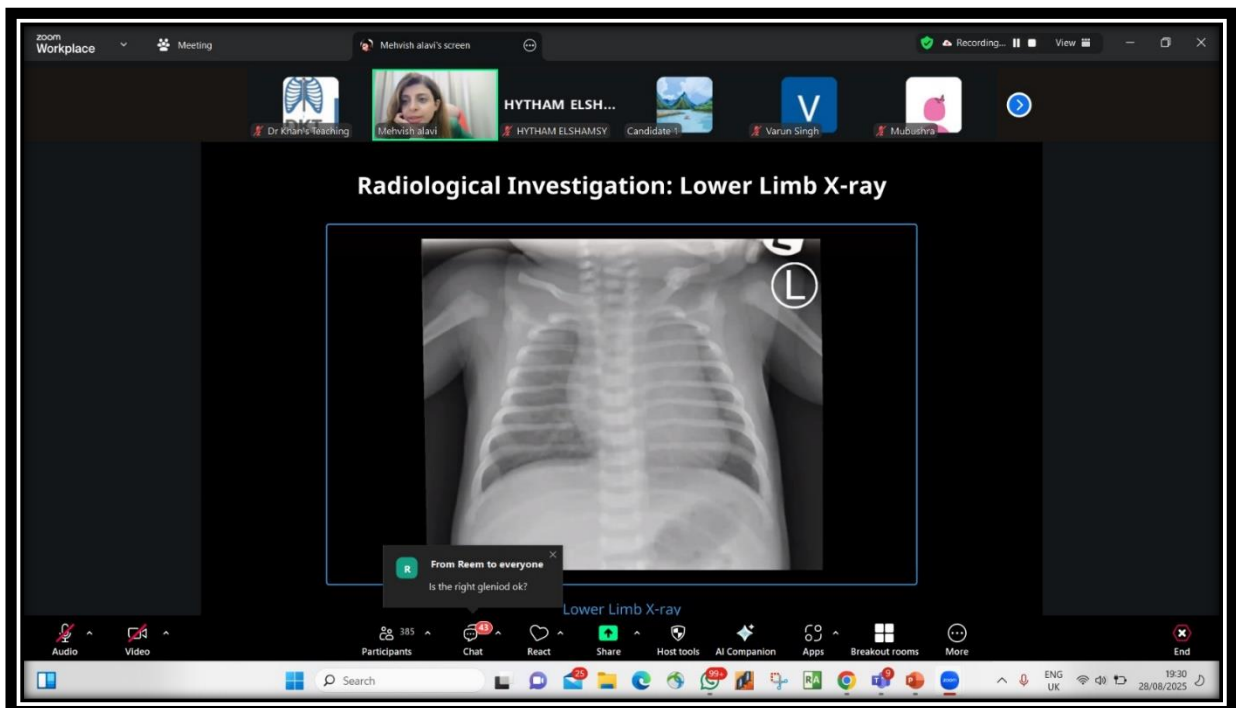
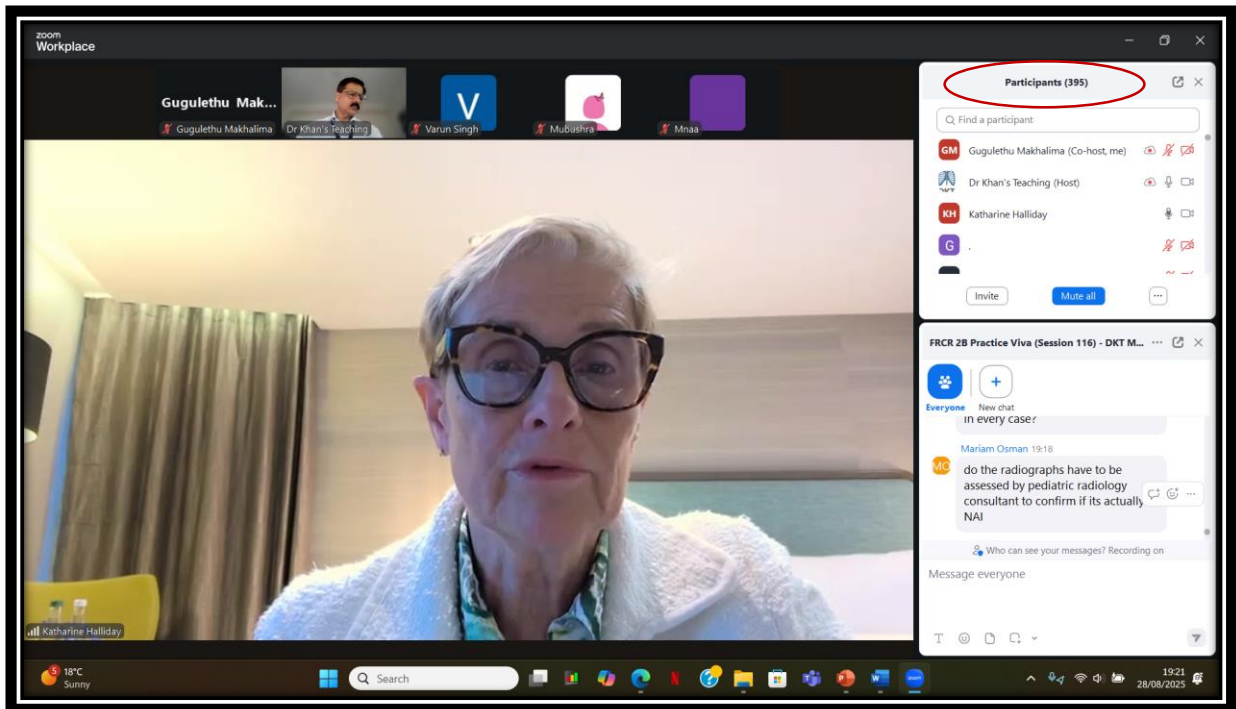
FRCR 2B Practice Viva (Session 116) - DKT Masterclass- Special Paediatric Session  
Suspected Physical Abuse in Babies - The Role of Radiologist (Part A)  
Paediatrics for FRCR - Suspected Physical Abuse and Beyond! (Part B)

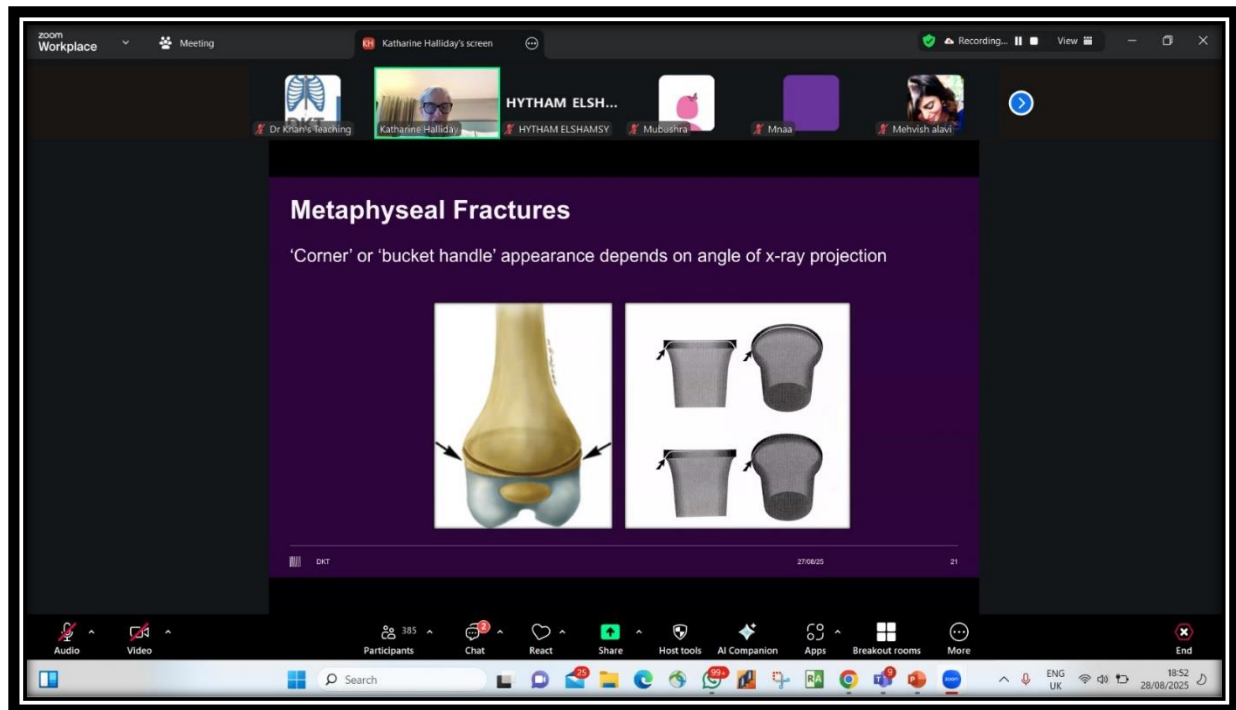
- Perfect and clear (Qatar).
- The cases presented were quite intriguing, and the session was informative (UK).
- Great variety of cases (India).
- The cases were brilliant (UK).
- Every aspect of the session was useful (Nigeria).
- The teaching style and cases of both speakers were useful (UAE).
- The detailed guidance on child abuse was useful (Saudi Arabia).
- Every aspect was useful (India).
- SPA and paediatric FRCR cases were useful (UK).
- The cases and the discussion were useful (Sudan).
- Brilliant session (Iraq).
- Please keep doing the good work (UK).
- Very nice lesson (Sudan).
- It was perfect (UAE).
- It was all great (Pakistan).
- We need more such excellent sessions (UAE).
- It's a flawless session (Egypt).
- Amazing lecture (Pakistan).
- Brilliant talk, thanks a lot (UAE).
- Thank you to presenters and team (UK).
- 10/10 (UK).
- Excellent lecture (UK).
- Wonderful (UK).
- Very informative lecture (Pakistan).
- Very useful and engaging! (UK).
- Brilliant as always (UAE).
- Great, thanks a lot (Yemen).
- Very educative (UK).
- Both sessions were excellent (Pakistan).
- Very illuminating (Nigeria).
- Excellent and brilliant session (Pakistan).
- Brilliant session and cases (Iraq).
- Excellent teaching session (Nigeria).
- Precise knowledge was very useful (Pakistan).
- Excellent session as usual (UAE).
- Every information was useful (Pakistan).
- Loved it (South Africa).
- Absolutely wonderful (India).
- Wonderful session (Egypt).
- Superb (India).

## FRCR 2B Practice Viva (Session 116) - DKT Masterclass- Special Paediatric Session

### Suspected Physical Abuse in Babies - The Role of Radiologist (Part A)

### Paediatrics for FRCR - Suspected Physical Abuse and Beyond! (Part B)





=====XX=====XX=====